


SYSTEMS OF CORD GLIDERS WITH CONSTANT SPACING

Obtain elegant and uniform curtain folds with gliders that are equally spaced by means of a thin cord.
Distance between the gliders: 30*, 60 or 80 mm.

*) only the 2nd generation (G2)

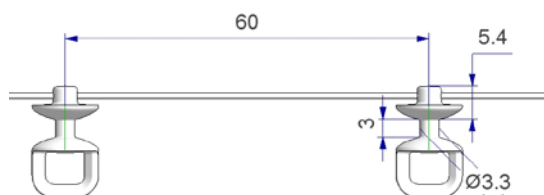


G1 and G6 glider cord with constant spacing

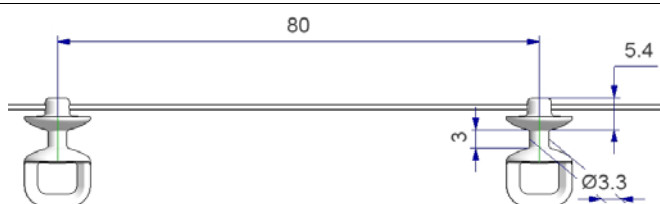
The glider is over-moulded onto the cord and can therefore turn only partially to the right or to the left and not 360° around its axis.

Nevertheless, the particular shape of the eyelet, allows a large rotation of the curtain tape hook, in order to guarantee perfectly uniform curtain folds.

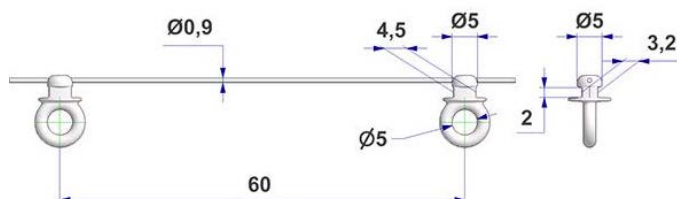
Available on spools of 25, 50 or 100 meter; with the possibility of protective sleeve packaging to ensure a smooth unwinding from the spools.



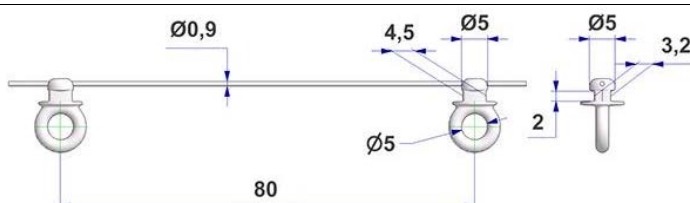
[ARS686B060...](#)
G1 cord with round glider,
nucleus d. 3,3 mm, spacing 60 mm



[ARS686B080...](#)
G1 cord with round glider,
nucleus d. 3,3 mm, spacing 80 mm

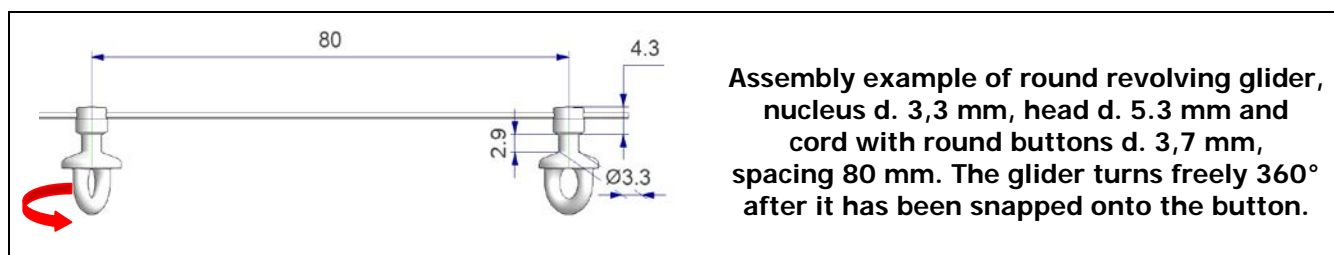


[ARS6860C60...](#)
G6 cord with glider,
nucleus 3,2x4,5 mm, spacing 60 mm



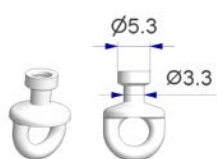
[ARS6860C80...](#)
G6 cord with glider,
nucleus 3,2x4,5 mm, spacing 80 mm

G2 spacer cords and revolving gliders

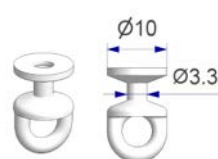


Assembly example of round revolving glider, nucleus d. 3,3 mm, head d. 5.3 mm and cord with round buttons d. 3,7 mm, spacing 80 mm. The glider turns freely 360° after it has been snapped onto the button.

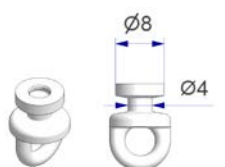
Packaging units of the gliders: 110 pcs. per bag, 1.100 pcs. per box, 26.400 pcs. outer box



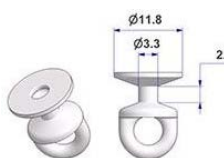
[ARS686BA53/0101](#)
round revolving G2 glider,
nucleus d. 3,3, head d. **5,3 mm**



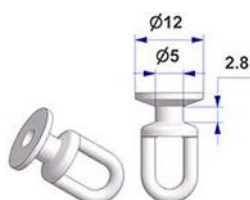
[ARS686BA10/0101](#)
round revolving G2 glider,
nucleus d. 3,3, head d. **10 mm**



[ARS686BA08/0101](#)
round revolving G2 glider,
nucleus d. 4, head d. **8 mm**



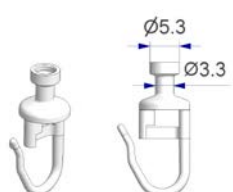
[ARS686BA12/0101](#)
round revolving G2 glider,
nucleus d. 3,3, head d. **12 mm**



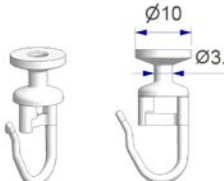
[ARS686BA12/0501](#)
round revolving G2 glider,
nucleus d. 5 mm,
head d. **12 mm**, h. 20 mm



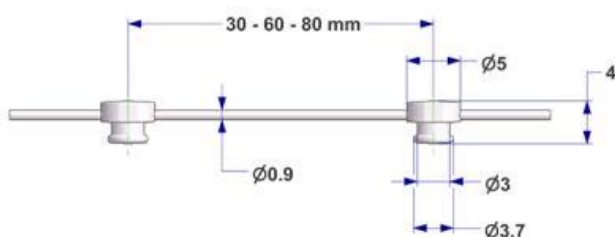
[ARS686BA00/0001](#)
glider G2 MOTO,
with wheels and rotating eyelet



[ARS686EA53/0101](#)
round revolving G2 glider,
with pin hook,
nucleus d. 3,3, head d. **5,3 mm**



[ARS686EA10/0101](#)
round revolving G2 glider,
with pin hook,
nucleus d. 3,3, head d. **10 mm**



[ARS6860030...](#)

G2 cord with buttons d. 3,7, spacing **30 mm**
Available on bobbins of 100 meter

[ARS6860060...](#)

G2 cord with buttons d. 3,7, spacing **60 mm**
Available on bobbins of 25, 50 and 100 meter

[ARS6860080...](#)

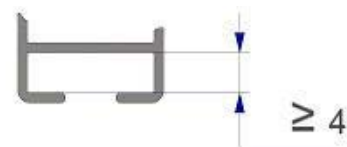
G2 cord with buttons d. 3,7, spacing **80 mm**
Available on bobbins of 25, 50 and 100 meter

The G2 cords can also be obtained preassembled with the matching gliders with eyelet.

For more information consult our website www.atp.it
and select the product group "systems for WAVE effect".

G3 spacer cords and revolving gliders

For flat rails with a channel height ≥ 4 mm



Assembly example of round revolving glider with pin hook , nucleus d 3,3 mm, head d 5,3 mm h2 mm and cord with round buttons d 2 mm, spacing 60 mm.
The glider with pin hook turns freely 360° after it has been snapped onto the button.

Packaging units of the gliders: 110 pcs. per bag, 1.100 pcs. per box, 26.400 pcs. outer box

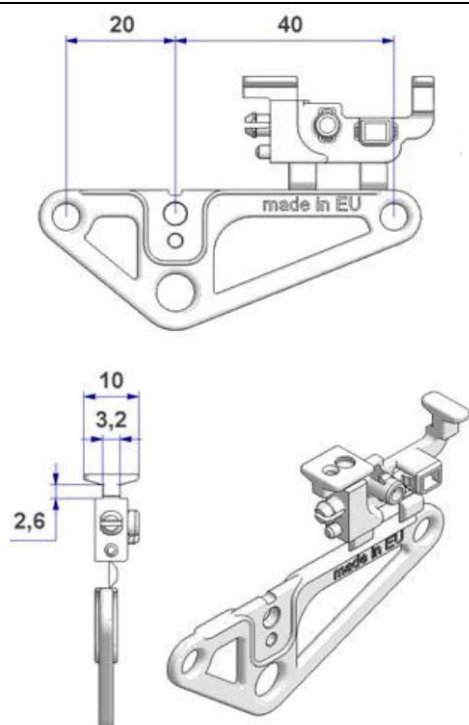
<p>ARS686BB53/0101 round revolving glider G3, nucleus d 3,3 head d 5,3 h2 mm</p>	<p>ARS686BB10/0101 round revolving glider G3, nucleus d 5,4 head d 10 h2 mm</p>
--	---

<p>ARS686EB53/0101 round revolving glider G3, with pin hook nucleus d 3,3 head d 5,3 h2 mm</p>	<p>ARS686EB10/0101 round revolving glider G3, with pin hook nucleus d 5,4 head d 10 h2 mm</p>
---	--

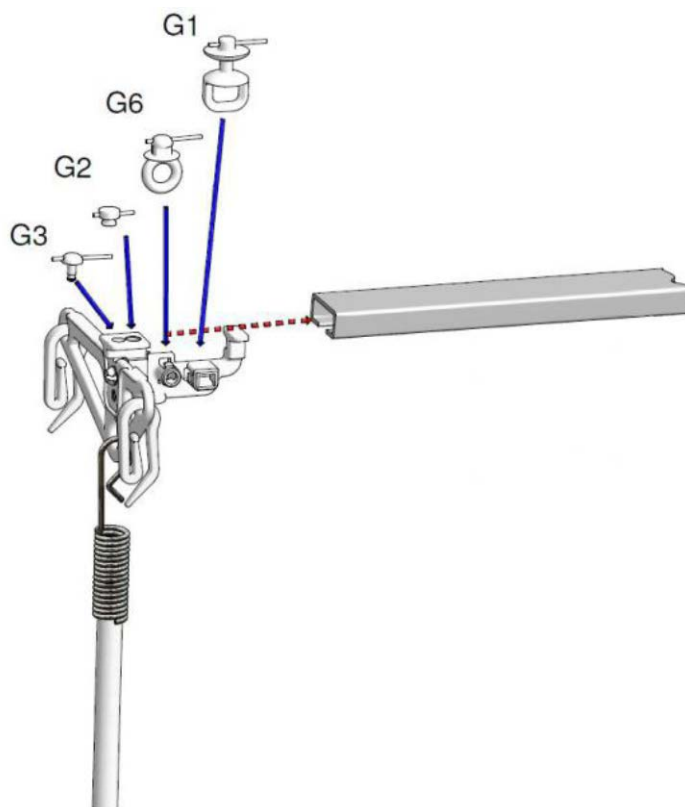
	<p>ARS6860B60... G3 cord with buttons d 2 mm, spacing 60 mm Available on bobbins of 25, 50 and 100 m.</p>
	<p>ARS6860B80... G3 cord with buttons d 2 mm, spacing 80 mm Available on bobbins of 25, 50 and 100 m.</p>

The G3 cords can also be obtained preassembled with the matching gliders with eyelet.
 For more information consult our website www.atp.it
 and select the product group "systems for WAVE effect".

WAVE start glider

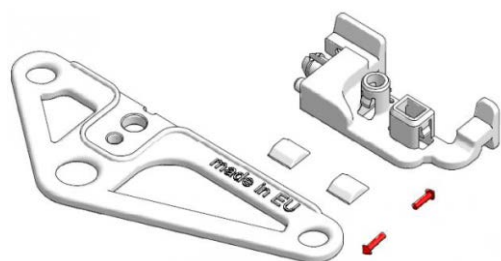


art. [ARS686JA00/0101](#)
(replaces art. ARS686JA00/0001)

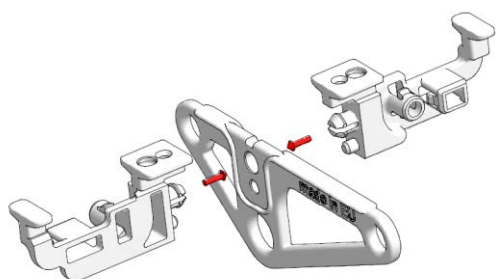


Combinable with the cords:


- with glider **G1** [ARS686B060](#) or [ARS686B080](#)
- with button **G2** [ARS6860030](#), [ARS6860060](#) or [ARS6860080](#)
- with button **G3** [ARS6860B60](#) or [ARS6860B80](#)
- with glider **G6** [ARS6860C60](#) or [ARS6860C80](#)



The glider consists of two parts, connected by two small joints.



The installer needs to mount the two components in the desired position, depending of the moving direction of the curtain.



Its purpose is to let the first wave start straight and perpendicular to the curtain rail. If necessary [curtain pull baton](#) can be applied as illustrated in the images above.